

3 3 3 3 3 3 3 3 3

3 3 3 3 3 3 3 3 3

3 3 3 3 3 3 3 3 3

3 3 3 3 3 3 3 3 3 3 3 3 3 3 3












3 3 3 3 3 3 3 3 3 3 3 3 3 3 3

3 3 3 3 3 3 3 3 3 3 3 3 3 3 3

3 3 3 3 3 3 3 3 3 3 3 3 3 3 3


3 3 3 3 3 3 3 3 3 3 3 3 3 3 3

3 3 3 3 3 3 3 3 3 3 3 3 3 3 3









5 5 5 5 5 5 5 5 5

5 5 5 5 5 5 5 5 5

5 5 5 5 5 5 5 5 5

5 5 5 5 5 5 5 5 5 5 5 5 5 5

5 5 5 5 5 5 5 5 5 5 5 5 5 5

5 5 5 5 5 5 5 5 5 5 5 5 5 5

5 5 5 5 5 5 5 5 5 5 5 5 5 5

5 5 5 5 5 5 5 5 5 5 5 5 5 5



5 5 5 5 5 5 5 5 5 5 5 5 5 5





























Mange elever oplever, at matematikken er i vanskeligheder.

Elever som oplever, at matematikken er i vanskeligheder, har brug for genkendelighed og gentagelser.

Når eleverne har lært at skrive et tal på den rigtige måde, oplever de ofte problemer, når de skal skrive tallet i en anden størrelse end den de har lært. Meget materiale øver eleverne i, at skrive tallet i en stor størrelse. Når eleverne skal anvende tallet i en opgave, er der ofte ikke plads til det store tal eleven har lært at skrive, derfor vil eleven opleve at matematikken er i vanskeligheder, selvom de har lært at skrive tallet i en stor størrelse.

Jeg har derfor lavet dette redskab "Skriv tal" til eleverne hvor matematikken er i vanskeligheder. Eleverne arbejder med tallet i forskellige størrelser, så de også får øvet at skrive tallet i en mindre størrelse, og derved vil de ikke opleve at matematikken er i vanskeligheder når de skriver tallet i de forskellige størrelser.

Rigtig god fornøjelse.