



Matematikkatten







Nynorsk



Pluss
Nivå 1



Rekn ut:



 +  = _____

 +  = _____

 +  = _____


 +  = _____



 +  = _____



 +  = _____



Rekn ut:

 +  = _____



 +  = _____



 +  = _____

 +  = _____



 +  = _____



 +  = _____

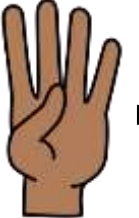

 +  = _____



 +  = _____



Rekn ut:



 +  = _____



 +  = _____



 +  = _____

 +  = _____


 +  = _____



 +  = _____



 +  = _____



 +  = _____

Rekn ut:



 +  = _____

 +  = _____

 +  = _____

 +  = _____

 +  = _____

 +  = _____

Rekn ut:

$$\begin{array}{|c|} \hline \bullet \\ \hline \bullet \\ \hline \bullet \\ \hline \end{array} + \begin{array}{|c|} \hline \bullet \\ \hline \bullet \\ \hline \bullet \\ \hline \end{array} = \underline{\hspace{2cm}}$$

$$\begin{array}{|c|} \hline \bullet \bullet \\ \hline \bullet \bullet \\ \hline \end{array} + \begin{array}{|c|} \hline \bullet \bullet \\ \hline \bullet \bullet \\ \hline \end{array} = \underline{\hspace{2cm}}$$

$$\begin{array}{|c|} \hline \bullet \bullet \\ \hline \bullet \bullet \\ \hline \end{array} + \begin{array}{|c|} \hline \bullet \bullet \\ \hline \bullet \bullet \\ \hline \end{array} = \underline{\hspace{2cm}}$$

$$\begin{array}{|c|} \hline \bullet \bullet \\ \hline \bullet \bullet \\ \hline \end{array} + \begin{array}{|c|} \hline \bullet \bullet \\ \hline \bullet \bullet \\ \hline \end{array} = \underline{\hspace{2cm}}$$

$$\begin{array}{|c|} \hline \bullet \bullet \\ \hline \bullet \bullet \\ \hline \end{array} + \begin{array}{|c|} \hline \bullet \\ \hline \bullet \\ \hline \bullet \\ \hline \end{array} = \underline{\hspace{2cm}}$$

$$\begin{array}{|c|} \hline \bullet \bullet \\ \hline \bullet \bullet \\ \hline \end{array} + \begin{array}{|c|} \hline \bullet \\ \hline \bullet \\ \hline \end{array} = \underline{\hspace{2cm}}$$

Rekn ut:

$$\begin{array}{|c|} \hline \text{Snowman} \\ \hline \end{array} + \begin{array}{|c|} \hline \text{Snowman} \\ \hline \end{array} = \underline{\hspace{2cm}}$$

$$\begin{array}{|c|} \hline \text{Snowman} \\ \hline \end{array} + \begin{array}{|c|} \hline \text{Snowman} \\ \hline \end{array} = \underline{\hspace{2cm}}$$

$$\begin{array}{|c|} \hline \text{Snowman} \\ \hline \end{array} + \begin{array}{|c|} \hline \text{Snowman} \\ \hline \end{array} = \underline{\hspace{2cm}}$$

$$\begin{array}{|c|} \hline \text{Snowman} \\ \hline \end{array} + \begin{array}{|c|} \hline \text{Snowman} \\ \hline \end{array} = \underline{\hspace{2cm}}$$

Rekn ut:

$$\begin{array}{|c|} \hline \text{Stick} \\ \hline \end{array} + \begin{array}{|c|} \hline \text{Stick} \\ \hline \end{array} = \underline{\hspace{2cm}}$$

$$\begin{array}{|c|} \hline \text{Stick} \\ \hline \end{array} + \begin{array}{|c|} \hline \text{Stick} \\ \hline \end{array} = \underline{\hspace{2cm}}$$

Rekn ut:

$$\begin{array}{|l} | \\ | \\ | \\ | \end{array} + \begin{array}{|l} | \\ | \end{array} = \underline{\hspace{2cm}} \quad \begin{array}{|l} | \\ | \\ | \\ | \\ | \end{array} + \begin{array}{|l} | \end{array} = \underline{\hspace{2cm}}$$

$$\begin{array}{|l} | \\ | \\ | \\ | \\ | \end{array} + \begin{array}{|l} | \\ | \end{array} = \underline{\hspace{2cm}} \quad \begin{array}{|l} | \\ | \\ | \end{array} + \begin{array}{|l} | \\ | \end{array} = \underline{\hspace{2cm}}$$

Rekn ut:

$$\begin{array}{|l} \text{P} \\ \text{P} \\ \text{P} \\ \text{P} \end{array} + \begin{array}{|l} \text{P} \end{array} = \underline{\hspace{2cm}} \quad \begin{array}{|l} \text{P} \\ \text{P} \\ \text{P} \\ \text{P} \\ \text{P} \end{array} + \begin{array}{|l} \text{P} \\ \text{P} \end{array} = \underline{\hspace{2cm}}$$

$$\begin{array}{|l} \text{P} \\ \text{P} \end{array} + \begin{array}{|l} \text{P} \\ \text{P} \end{array} = \underline{\hspace{2cm}} \quad \begin{array}{|l} \text{P} \\ \text{P} \\ \text{P} \\ \text{P} \\ \text{P} \end{array} + \begin{array}{|l} \text{P} \\ \text{P} \\ \text{P} \end{array} = \underline{\hspace{2cm}}$$

Rekn ut:

5 snowman sticks + 1 snowman stick = _____

1 snowman stick + 1 snowman stick = _____

4 snowman sticks + 3 snowman sticks = _____

3 snowman sticks + 2 snowman sticks = _____

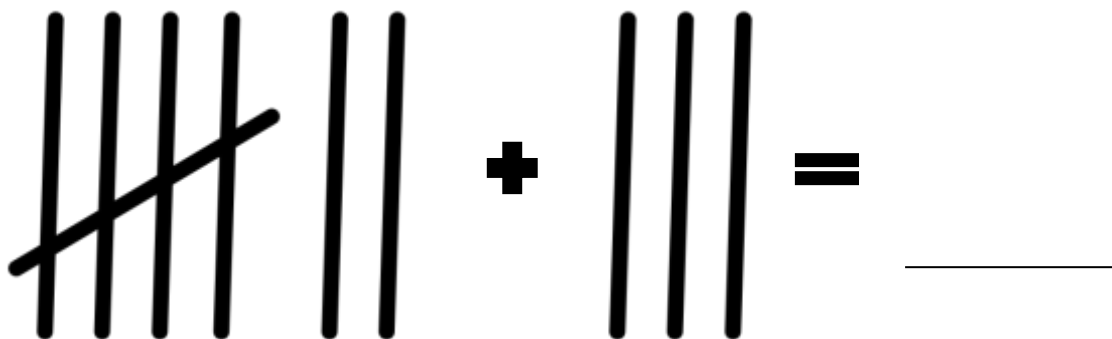
Rekn ut:

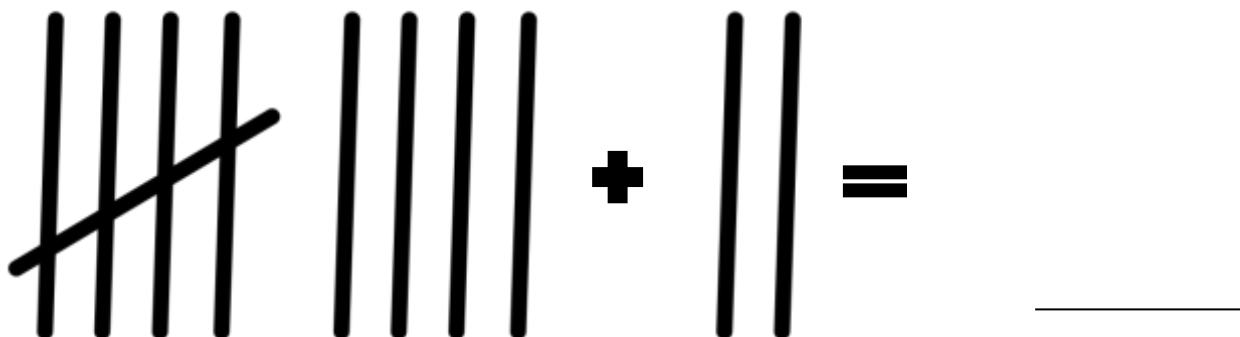
4 vertical lines + 4 vertical lines = _____

4 vertical lines + 1 vertical line = _____

4 vertical lines + 3 vertical lines = _____

Rekn ut:


$$7 + 2 = \underline{\quad}$$


$$7 + 5 = \underline{\quad}$$

Rekn ut:

$2 + 1 = \underline{\quad}$

$5 + 3 = \underline{\quad}$

$6 + 4 = \underline{\quad}$

$7 + 5 = \underline{\quad}$

$4 + 1 = \underline{\quad}$

$0 + 0 = \underline{\quad}$

$9 + 3 = \underline{\quad}$

$8 + 4 = \underline{\quad}$

Teikn strek fra ballongane til rett reknestykke:




$7 + 3$


$4 + 5$

$9 + 3$


Rekn ut:




$$\underline{4} + \underline{1} = \underline{5}$$




$$\underline{\quad} + \underline{\quad} = \underline{\quad}$$



$$\underline{\quad} + \underline{\quad} = \underline{\quad}$$



$$\underline{\quad} + \underline{\quad} = \underline{\quad}$$



$$\underline{\quad} + \underline{\quad} = \underline{\quad}$$

Rekn ut:

$$\begin{array}{cccc} | & | & | & | \\ | & | & | & | \end{array} + \begin{array}{ccc} | & | & | \end{array} = \underline{\quad}$$

Rekn ut:

$9 + 1 = \underline{\quad}$

$10 + 3 = \underline{\quad}$

$7 + 4 = \underline{\quad}$

$5 + 5 = \underline{\quad}$

$11 + 1 = \underline{\quad}$

$14 + 0 = \underline{\quad}$

$13 + 3 = \underline{\quad}$

$15 + 2 = \underline{\quad}$

$8 + 6 = \underline{\quad}$

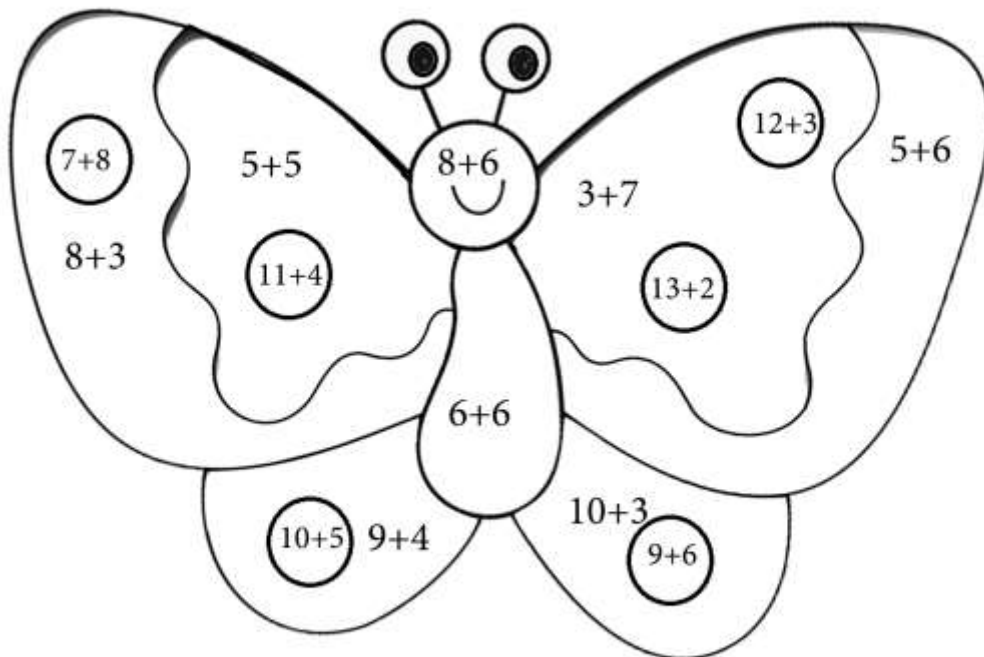
$15 + 3 = \underline{\quad}$

$14 + 4 = \underline{\quad}$


$13 + 5 = \underline{\quad}$

Rekn ut og farg sommarfuglen:

10 = **Raud** 11 = **Grøn** 12 = **Svart** 13 = **Blå** 14 = **Grå** 15 = **Gul**



Teikn prikkar og lag dine egne reknestykke:



$$\underline{5} + \underline{2} = \underline{7}$$



$$\underline{\quad} + \underline{\quad} = \underline{\quad}$$

Teikn prikkar og lag dine egne reknestykke:



$$\underline{\quad\quad\quad} + \underline{\quad\quad\quad} = \underline{\quad\quad\quad}$$



$$\underline{\quad\quad\quad} + \underline{\quad\quad\quad} = \underline{\quad\quad\quad}$$

Rekn ut:

$14 + 5 = \underline{\quad\quad\quad}$

$11 + 4 = \underline{\quad\quad\quad}$

$15 + 3 = \underline{\quad\quad\quad}$

$16 + 5 = \underline{\quad\quad\quad}$

$20 + 1 = \underline{\quad\quad\quad}$

$14 + 5 = \underline{\quad\quad\quad}$

$17 + 6 = \underline{\quad\quad\quad}$

$15 + 5 = \underline{\quad\quad\quad}$


$9 + 6 = \underline{\quad\quad\quad}$

$16 + 3 = \underline{\quad\quad\quad}$

$10 + 4 = \underline{\quad\quad\quad}$

$16 + 7 = \underline{\quad\quad\quad}$

Teikn strekar og lag dine egne reknestykke:



$$\underline{8} + \underline{4} = \underline{12}$$



$$\underline{\quad\quad\quad} + \underline{\quad\quad\quad} = \underline{\quad\quad\quad}$$






$$\underline{\quad\quad\quad} + \underline{\quad\quad\quad} = \underline{\quad\quad\quad}$$



$$\underline{\quad\quad\quad} + \underline{\quad\quad\quad} = \underline{\quad\quad\quad}$$

Teikn strekar og lag dine egne reknestykke:

	_____	+	_____	=	_____
	_____	+	_____	=	_____
	_____	+	_____	=	_____

Farg reknestykka som blir 20:

$20+0$ $15+5$ $9+9$ $9+10$ $7+8$ $12+6$
 $17+3$ $10+7$ $9+7$ $10+10$ $19+2$ $14+6$

Teikn strek frå ballongane til rett reknestykke:



$14+3$

$9+10$

$5+9$

Til læraren



Heftet "Matematikk-katten pluss nivå 1" er første hefte i serien om pluss, og er laga for elevar som opplev at matematikk er vanskeleg. Elevar som føler at matematikk er vanskeleg treng at oppgåvene er lette å kjenna att og at det er mange gjentakingar. Heftet har difor mange like oppgåver.

God fornøying med bruk av heftet.

Om «Matematik i vanskeligheder»:

«Matematik i vanskeligheder» er dansk og lagar produkt og undervisningsmateriell til elevar som synes at matematikk er vanskeleg. Det blir jobba ut frå ein positiv filosofi om at det er matematikken som er problematisk, og ikkje eleven sjølv som har eit problem.

Få masse gratis inspirasjon til eiga undervisning på:

<https://www.facebook.com/matematikivanskeligheder/>